


CRAFT with SITHNEY

Tom Bawcock's Eve is an annual festival held on the 23rd December in Mousehole. A lantern parade takes place to replicate the lights that guided Tom and Mowzer home after they caught lots of fish during a severe storm.

Stargazy Pie is cooked and eaten by the villagers!

Follow this guide to make a paper lantern for Tom Bawcock's Eve. Just don't do it like Sithney!

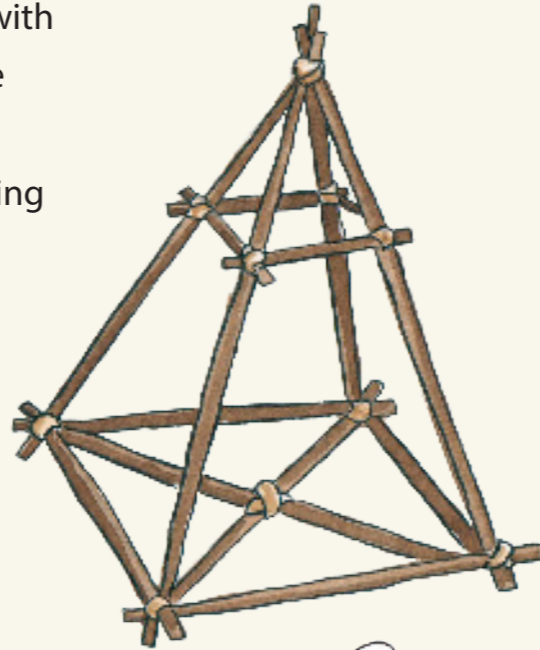
It's always best to craft with an adult present!



1 Using long lengths of willow. Make a square with a cross in the middle. Fix together using sticky tape.



2 Build upwards from the square base to make a pyramid shape. Add small pieces of willow near the tip to make the shape STRONGER!



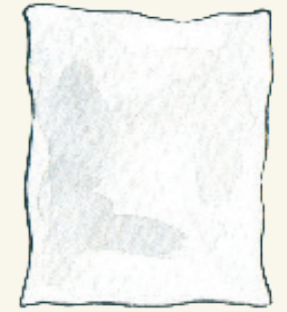
3 Using garden wire fix a tea light into the centre of the base.



4

Now for the messy bit!

Put a plastic table cloth down to reduce mess
Brush a mixture of 1/2 water and 1/2 PVA glue over the sheets of tracing paper.



5

Place the tissue paper over the frame of willow. Cover all the sides and the bottom. Leave a few centimetres near the top free of tissue paper to allow warm air to escape.



6

Once the tissue paper has dried, cut a small flap into the side so you can light your candle. Cut a few fish shapes into the tracing paper to let the candle light through.

